

EXHIBITORS DATA

EXHIBITORS
AND BRANDS



FROM ALL OVER
THE WORLD

57%

FROM THAILAND

43%

COUNTRIES
OF ORIGIN

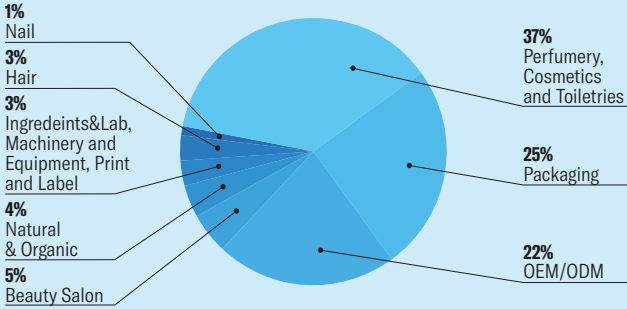
11

COUNTRY
PAVILIONS

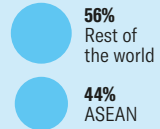
5

1,000+

EXHIBITORS PRODUCT SECTORS



EXHIBITORS ORIGIN



COMPARED TO 2022 EDITION

- +86% Exhibition area
- +46% Exhibitors
- +12% International exhibitors

TOP 5 EXHIBITING COUNTRIES	THAILAND	CHINA	SOUTH KOREA	ITALY	JAPAN
----------------------------	----------	-------	-------------	-------	-------

VISITORS DATA

ATTENDEES



FROM ALL OVER
THE WORLD

20%

FROM THAILAND

80%

COUNTRIES & REGIONS
OF ORIGIN

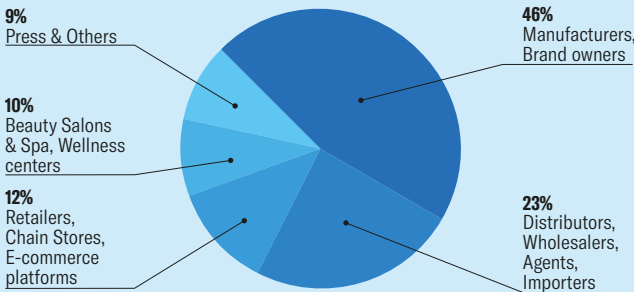
69

PRESS
AND OTHERS

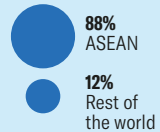
108

13,255

PRIMARY BUSINESS NATURE



VISITORS ORIGIN



COMPARED TO 2022 EDITION

- +78% Attendees
- +50% of visitor's country of origin

VISITOR'S OBJECTIVES	27% Trends & Networking	24% New suppliers & solutions	22% New brands	20% New technologies	7% Exhibiting in 2023
----------------------	-------------------------	-------------------------------	----------------	----------------------	-----------------------

TOP VISITING COUNTRIES	THAILAND	CHINA	PHILIPPINES	MALAYSIA	SOUTH KOREA	SINGAPORE	INDONESIA	INDIA	JAPAN
------------------------	----------	-------	-------------	----------	-------------	-----------	-----------	-------	-------