

EXHIBITORS' DATA

EXHIBITORS

BRANDS



FROM ALL OVER THE WORLD

FROM THAILAND

COUNTRIES OF ORIGIN

COUNTRY PAVILLIONS

651

2,000+

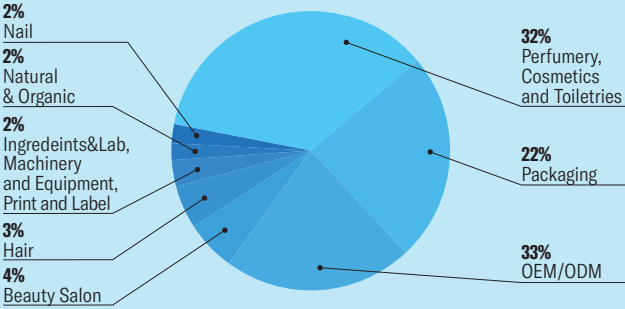
73%

27%

21

5

EXHIBITORS PRODUCT SECTORS



COMPARED TO 2024 EDITION

+16% Exhibition area  
+22% International

TOP EXHIBING COUNTRIES	THAILAND	CHINA	SOUTH KOREA	ITALY	TAIWAN REGION	HONGKONG, S.A.R.
------------------------	----------	-------	-------------	-------	---------------	------------------

VISITORS' DATA

ATTENDEES



FROM ALL OVER THE WORLD

FROM THAILAND

COUNTRIES & REGIONS OF ORIGIN

PRESS AND OTHERS

23,043

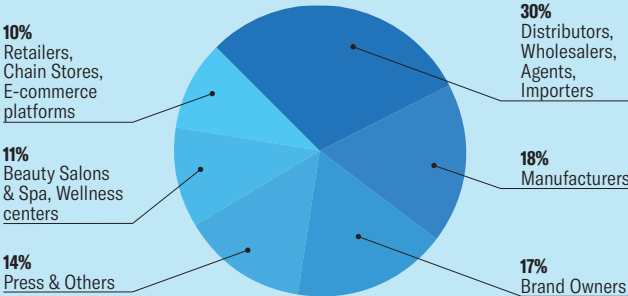
20%

80%

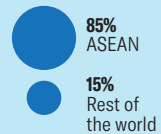
66

136

PRIMARY BUSINESS NATURE



VISITORS ORIGIN



COMPARED TO 2024 EDITION

+20% Total Attendees  
+20% Domestic  
+16% International

VISITOR'S OBJECTIVES	19% Trends & Networking	36% New suppliers & solutions	23% New brands	17% New technologies	4% Exhibiting in 2026
----------------------	-------------------------	-------------------------------	----------------	----------------------	-----------------------

TOP VISITING COUNTRIES	THAILAND	CHINA	INDIA	THE PHILIPPINES	SOUTH KOREA	JAPAN	MYANMAR	SINGAPORE	MALAYSIA
------------------------	----------	-------	-------	-----------------	-------------	-------	---------	-----------	----------